



421/422/423 SERIES METAL TO METAL (TWO PIECE) CONNECTOR

Plug



421/422/423 SERIES ORDERING CODE

Example Part Number **423 - 041 - 520 - 102**



Series	Insulator Mounting Option
421	.128 (3.25) Dia. Mounting Holes
422	No Mounting Lugs
423	.128 (3.25) Dia. Mounting Holes and Guide Pins per MIL-C-21097

Total Number of Contacts
017, 023, 029, 035, 041 or 047

Contact Code	Description & Tail Size	Tail Length "G"
520	P.C. Tail .044 x .025 (1.12 x 0.64)	.122 (3.10)
521	P.C. Tail .044 x .025 (1.12 x 0.64)	.153 (3.89)

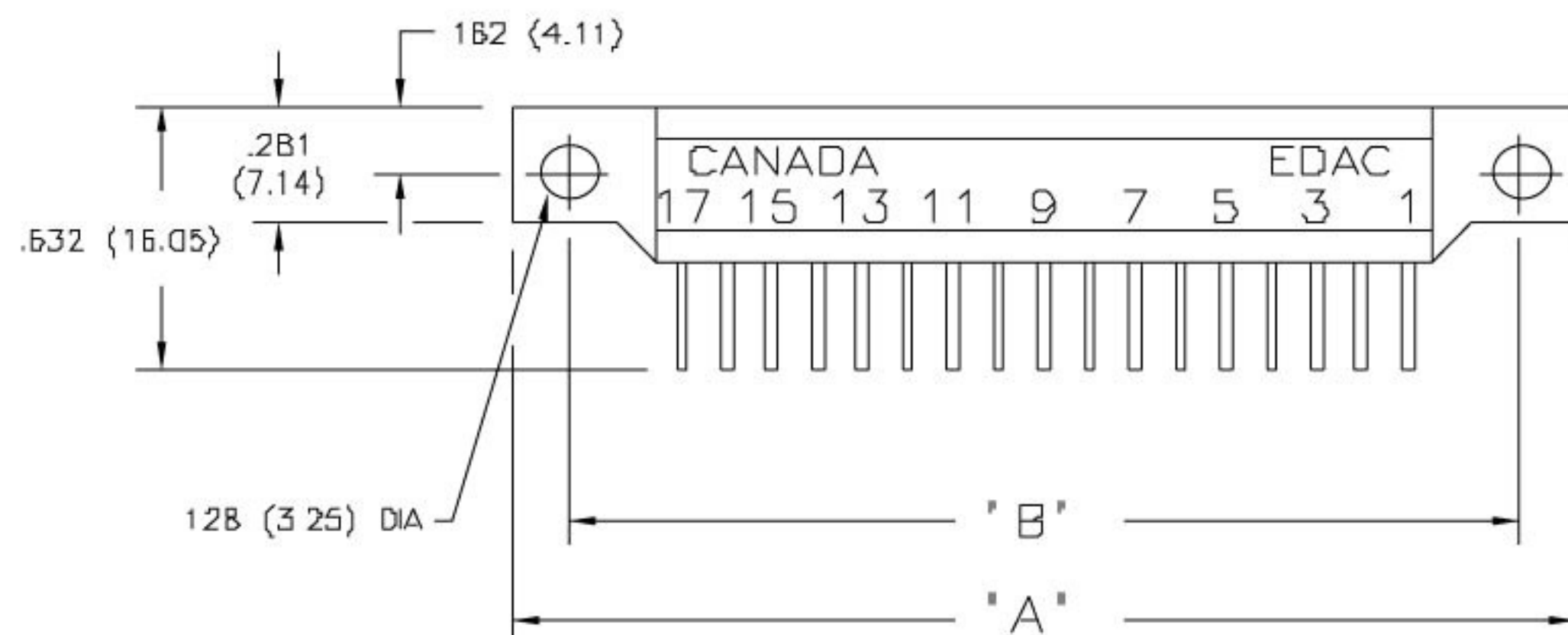
Mounting Options	Use Code with Series
100	422 Series
102	421 or 423 Series

FEATURES

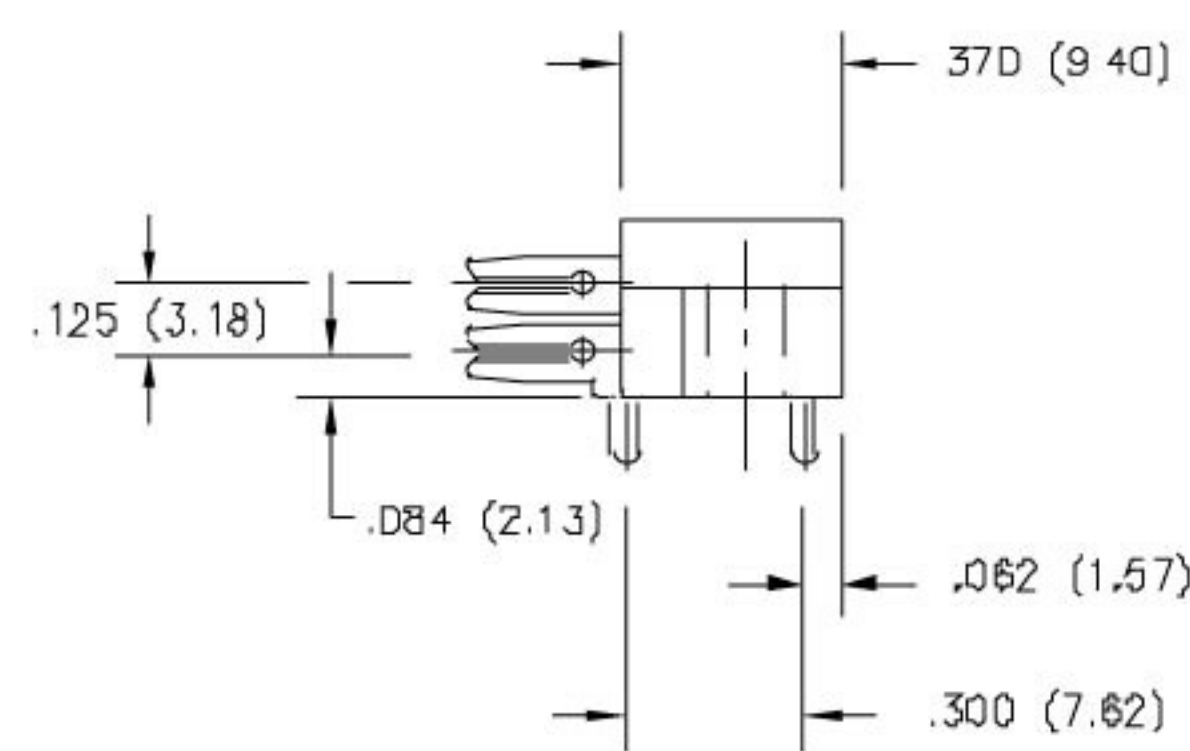
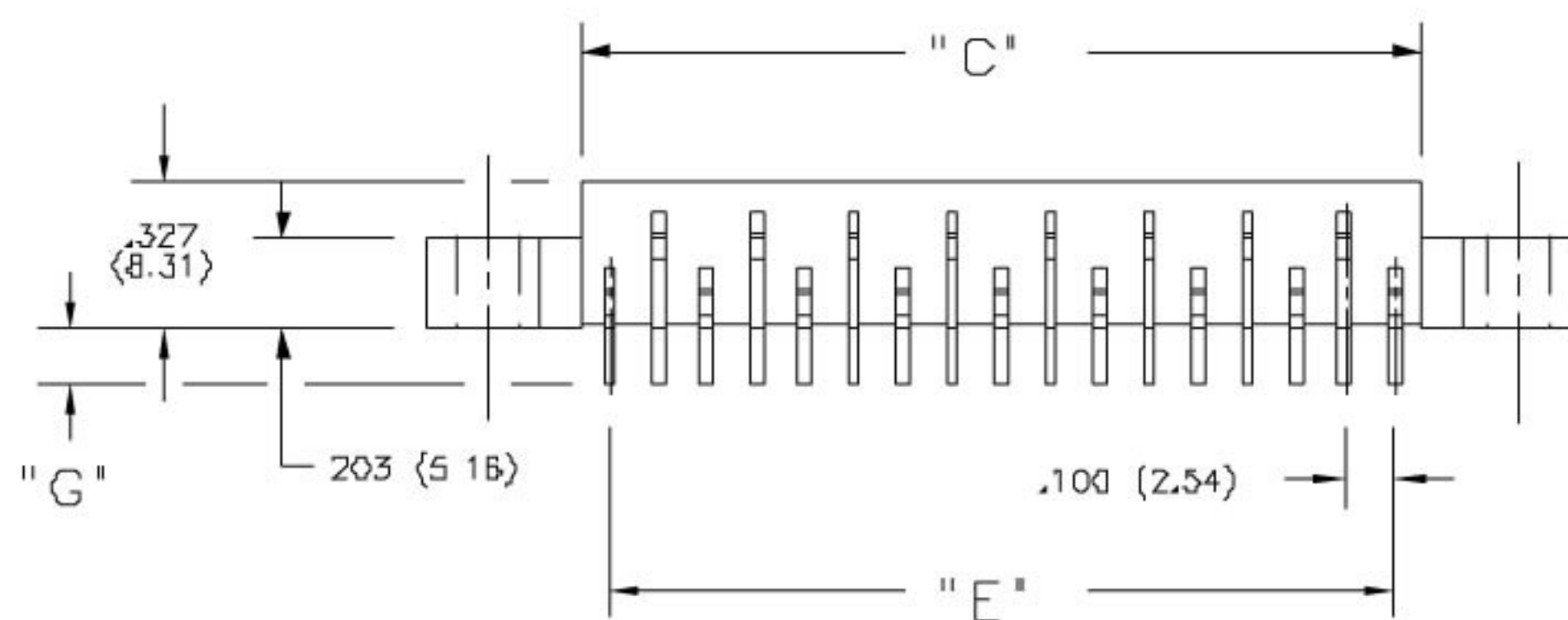
- .200 (5.08) Contact Spacing x .300 (7.62) Row Spacing with Staggered Grid
- Mounts onto .062 (1.57) or .093 (2.36) Nominal Thickness P.C. Board by Soldering and/or Staking of P.C. Tails
- Edacon Hermaphroditic Contact Mating Design
- Mounting Hole and Guide Pin Options
- 421 Series Designed to Mate with Non-Card Guide Versions of 408 or 415 Series, 422 Series Designed to Mate with Card Guide Versions of 408 or 415 Series, 423 Series Designed to Mate with 424 or 438 Series

SPECIFICATIONS

- ◆ Insulator Material: Polyphenylene Sulphide, UL 94V-0, Colour: Green
- ◆ Contact Material: Phosphor Bronze Alloy CA-510
- ◆ Contact Plating: Gold over Nickel for Entire Contact
- ◆ Current Rating: 10 Amperes
- ◆ Contact Resistance: 10 Milliohms Maximum
- ◆ Dielectric Withstanding Voltage: 2000 V AC rms at Sea Level
- ◆ Insulation Resistance: 5000 Megohms Minimum
- ◆ Operating Temperature: -65 to +125 Degrees C
- ◆ Insertion and Withdrawal Force: 2 to 16 oz (0.56 to 4.45 N) per Contact Position



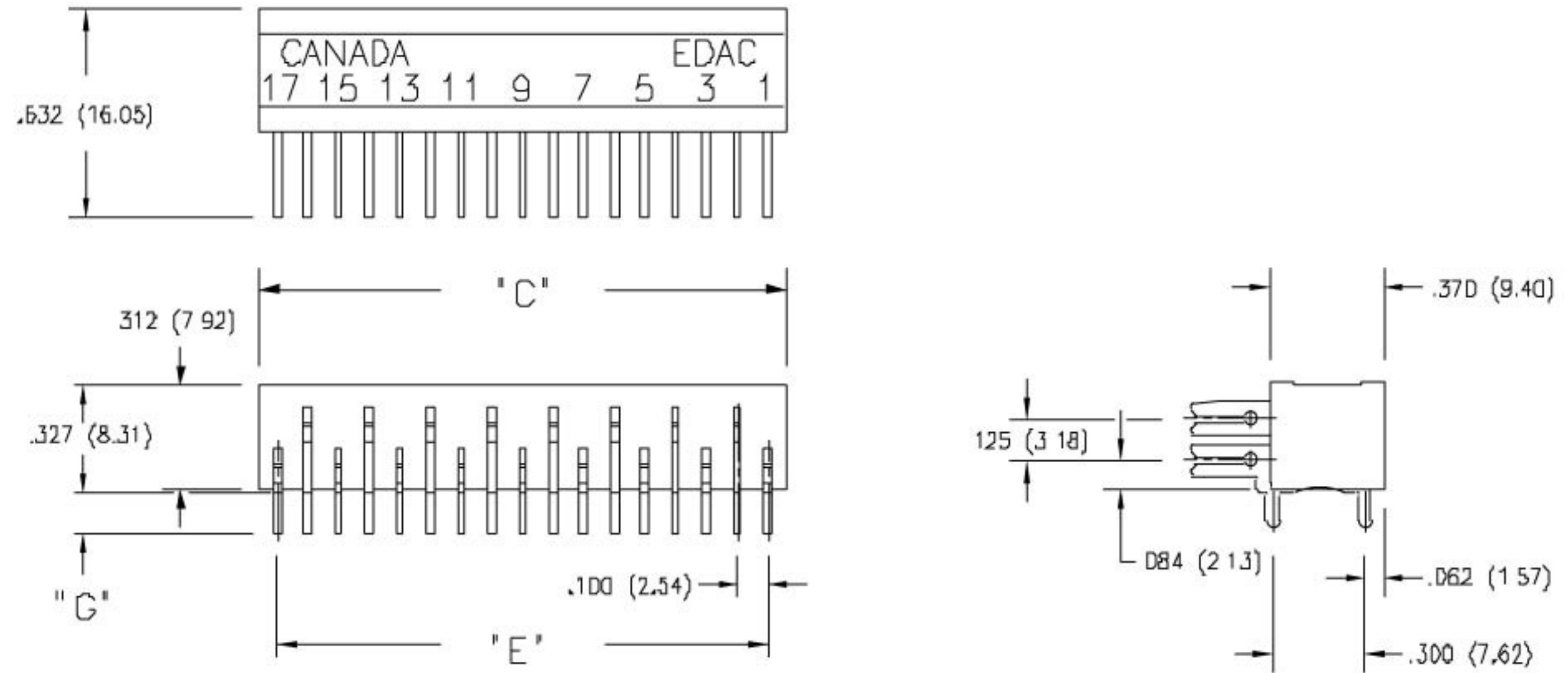
421 SERIES CONNECTOR



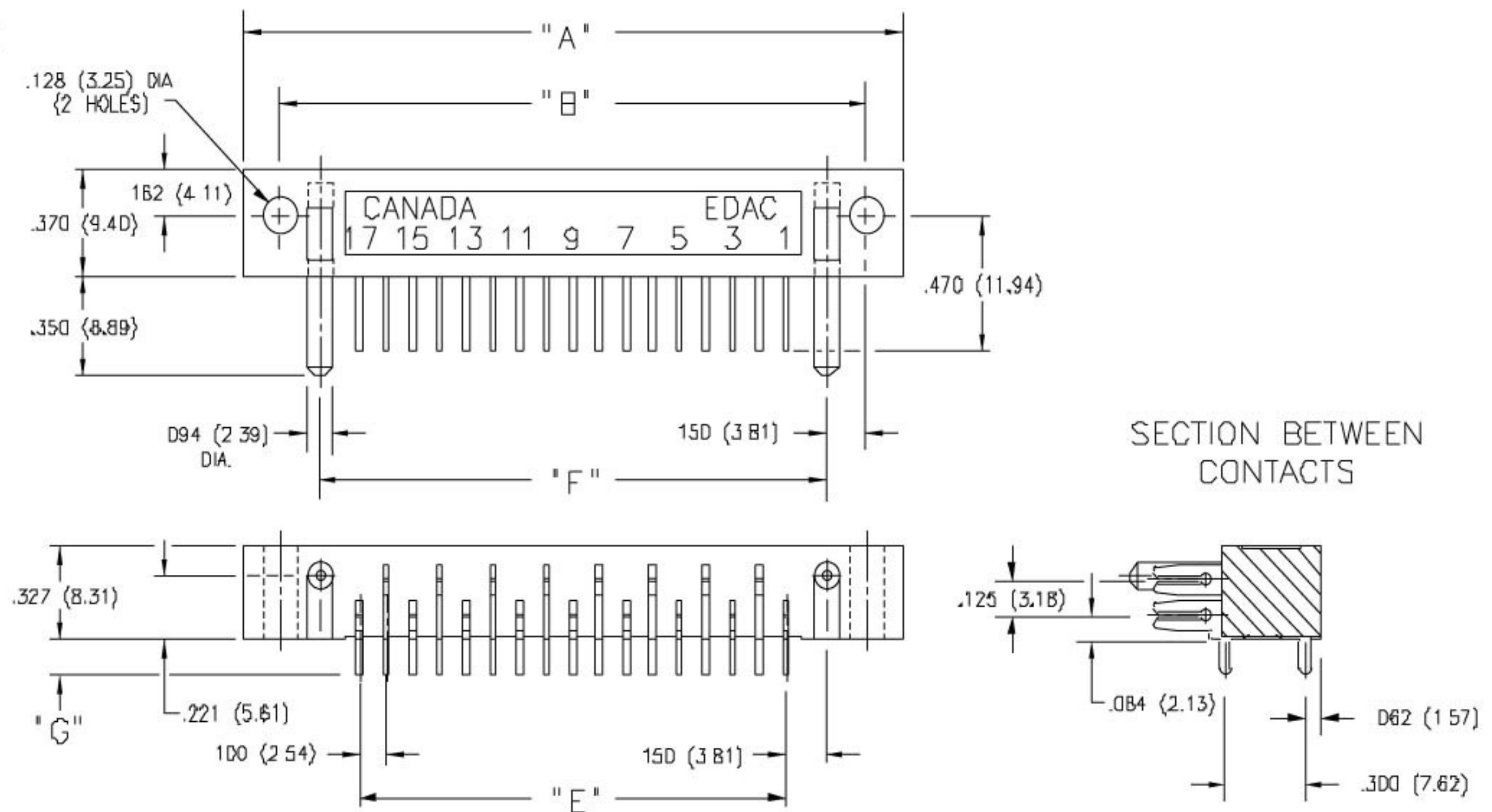
METAL TO METAL (TWO PIECE) CONNECTOR SERIES 421/422/423

Plug

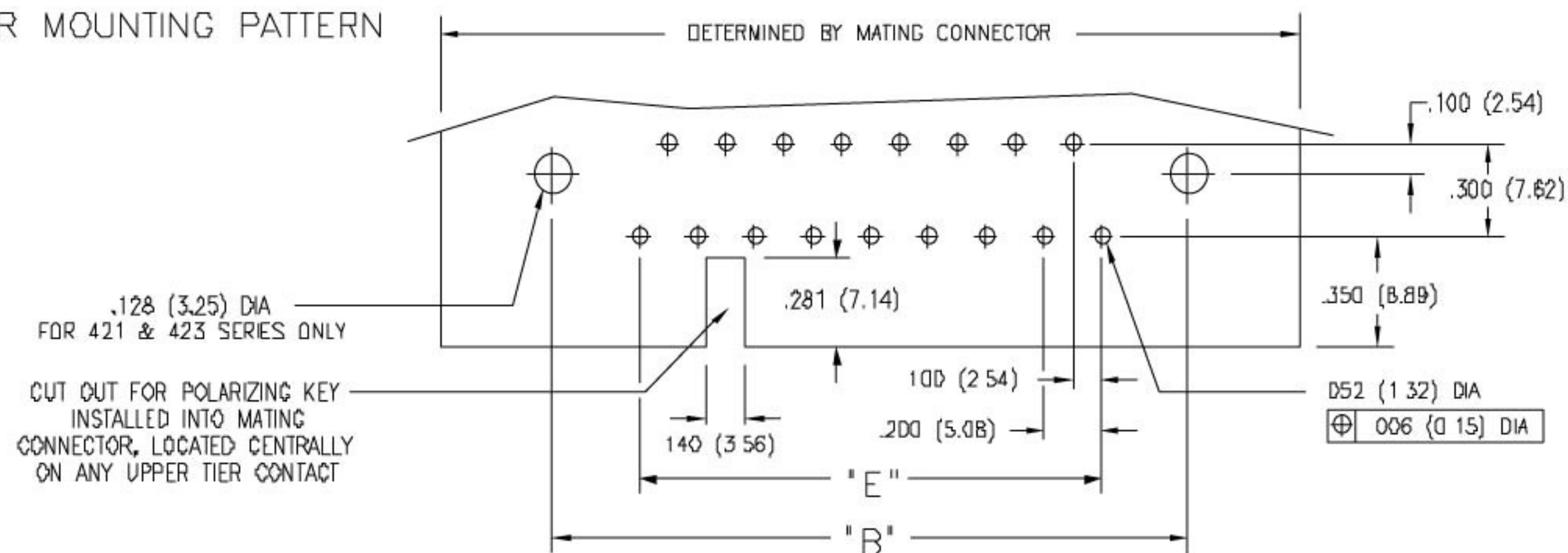
422 SERIES CONNECTOR



423 SERIES CONNECTOR



CONNECTOR MOUNTING PATTERN



NUMBER OF CONTACTS	"A"		"B"		"C"	"E"	"F"
	421	423	421	423	421, 422	421, 422, 423	423
	Inch (mm)	Inch (mm)	Inch (mm)	Inch (mm)	Inch (mm)	Inch (mm)	Inch (mm)
17	2.370 (60.20)	2.470 (62.74)	2.100 (53.34)	2.200 (55.88)	1.714 (43.54)	1.600 (40.64)	1.900 (48.26)
23	2.970 (75.44)	3.070 (77.98)	2.700 (68.58)	2.800 (71.12)	2.314 (58.78)	2.200 (55.88)	2.500 (63.50)
29	3.570 (90.68)	3.670 (93.22)	3.300 (83.82)	3.400 (86.36)	2.914 (74.02)	2.800 (71.12)	3.100 (78.74)
35	4.170 (105.92)	4.270 (108.46)	3.900 (99.06)	4.000 (101.60)	3.514 (89.26)	3.400 (86.36)	3.700 (93.98)
41	4.770 (121.16)	4.870 (123.70)	4.500 (114.30)	4.600 (116.84)	4.114 (104.50)	4.000 (101.60)	4.300 (109.22)
47	5.370 (136.40)	5.470 (138.94)	5.100 (129.54)	5.200 (132.08)	4.714 (119.74)	4.600 (116.84)	4.900 (124.46)